

GPC Streamliner

Seeking Trustworthy GPC/SEC results?



Seek no more! Education, solutions, tools and tips, show once again PSS' solemn commitment to the success of Macromolecular Liquid Chromatography users. PSS offers services and off-the-shelf products that fulfill the national and international GPC directives, and empower our clients with dependable, reliable, accurate, compliant, and traceable GPC results; i.e., Trustworthy GPC/SEC.

PSS solutions for Trustworthy GPC/SEC support all aspects of GPC/SEC and all phases of the analysis from method development to daily operation in a regulated environment. This issue's ensuing solutions are:

- The new SECcurity GPC system which has a broad applicability with advanced detection (see page 1/2),

semi-preparative capability (see page 5) and full support during all qualification steps, either with PSS tools and software (WinGPC Unity MCDS), or custom services.

- PSS high resolution GPC/SEC columns ensure interaction free chromatography, even for difficult samples (see page 4), under analytical, semi-micro and semi-preparative conditions.
- Solutions for non-destructive characterization of biopolymers and proteins with light scattering detection (see page 3).

Your success is our success. Contact PSS today for optimum personalized solutions. Or..., contact others for "One size fits all" solutions.

Advanced Detection with SECcurity

The PSS SECcurity GPC System supports diverse on-line detectors for all GPC/SEC methods and applications. Various detectors used simultaneously often provide supplementary results and evaluation options.

The SECcurity detectors are divided into two classes depending on their response to a sample, which may be described using the following simple equation:

$$SI = K_{Det} \cdot k_{sa} \cdot m_{inj} \cdot M^x$$

SI	Signal intensity
K_{Det}	detector constant
k_{sa}	sample dependent constant
m_{inj}	injected mass

M molar mass
with

$x = 0$ for concentration detectors and
 $x \neq 0$ for molar mass sensitive detectors.

SECcurity Concentration Detectors

SECcurity, like other analytical GPC/SEC systems, operates with at least one concentration detector, e.g. an UV/DAD detector, a refractive index detector (RID), or an evaporative light scattering detector (ELSD). These concentration detectors are useful for

- Molar mass determination based on calibration
- Quantity measurement of residual monomer, solvent, or additive
- Copolymer composition or chemical heterogeneity (at least 2 concentration detector are required)
- Slice concentration measurement in combination with molar mass sensitive detectors
- 2-dimensional chromatography contour maps

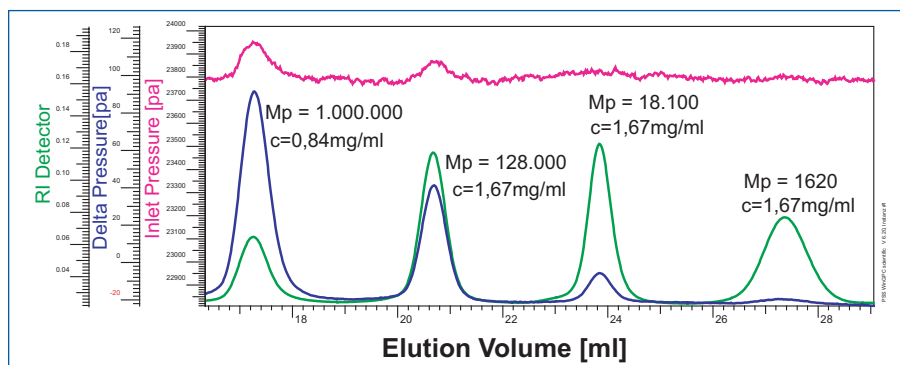
In This Issue

- 1 Seeking Trustworthy GPC/SEC results?
- 2 Advanced Detection with SECcurity
- 3 Study of protein denaturation by GPC/SEC - MALLS
- 4 Interaction-free GPC/SEC for Polycations
- 5 Semi-preparative GPC/SEC
- 6 PSS Distributors

» Continues on Page 2

Advanced Detection with SECurity

» From Page 1



PSS SECurity GPC System Polystyrene analysis (4 molecular weights) detected with Refractive Index (RI) and on-line viscometer ETA2010. The low molecular weight standard is easily detected even at the very low typical GPC/SEC concentrations. The nice and small peak shape of the viscometer signal (delta pressure) results from the high quality, fast-response Hastelloy pressure transducers.

The SECurity concentration detectors boast exceptional features:

- Small cell volumes that prevent band broadening in the detector cell
- Fast solvent exchange
- Supreme sensitivity and stability
- Compatibility with GPC/SEC solvents including HFIP
- Ease-of-use with intelligent end-of-sequence actions
- Timely maintenance features for increased instrument uptime

SECurity Molar Mass Sensitive Detectors

SECurity supports the PSS GPC/SEC molar mass sensitive detectors: the on-line four-capillary viscometer ETA2010 and the on-line multi angle laser light scattering (MALLS) detector SLD7000. These detectors do not require matching calibration standards to provide molar mass, and they can be used for structure and branching investigation.

The combination of the two detectors (to the concentration detector(s)) establish Triple *plus* detection to the system.

The following distinctive features compliment the SECurity molar mass sensitive detectors:

Viscometer ETA2010:

- Asymmetric bridge 80/20: only 20 % of the sample is diluted in the solvent path, 80 % of the sample is left to be detected in the sample path
- Solvent-resistant, long-life, and fast-responding Hastelloy pressure transducers
- Automatic pressure transducer protection system for secure operation
- Peak sensitivity even at low concentrations and molar masses

MALLS detector SLD7000:

- Simultaneous measurement of 7 angles (35° - 145°)
- Cylindrical cell with index matching results in low numerical aperture and solvent independent scattering angle
- Small cell volume
- Intelligent vertical cell construction prevents trapped particle or air bubbles scattering interference and tedious cell cleaning

Additionally the SECurity GPC system can be coupled to the FTIR/MALDI-interface for sample identification.

Author:

Dr. Daniela Held
Tel.: +49-(0)6131-96239-41
E-Mail: DHeld@polymer.de



Announcements

New staff in Mainz



Dr. Jürgen Paulsdorf joined our software and GPC instrument team on 01.02.2007. He is a chemist with five years of experience in the field analytical application. You may contact him regarding

GPC equipment, molar mass sensitive detectors and GPC software.


Tel.: +49-(0)6131-96239-44

E-Mail: JPaulsdorf@polymer.de

www.polymer.de Makeover

PSS brand new website will debut late September, 2007. Easier navigation and powerful search functions will bring forth detailed information about PSS and its comprehensive macromolecular characterization product line by Gel Permeation Chromatography:

- Liquid chromatography (LC GPC) hardware and software solutions
- Advanced GPC column technology and separation techniques
- The broadest range of macromolecular reference polymers in the market
- Contract analysis for macromolecules
- Services, documentation, applications, support information and training.



JPMorgan Chase Corporate Challenge

Frankfurt, 13. June 2007, a team of seven PSS men and women run the JPMorgan Chase race. This annual event challenges worldwide workers participation to raise funds that benefit local charities (> \$1.5 million in the last three years), while enjoying a creative outlet for exercise and camaraderie.



Interaction-free GPC/SEC for Polycations

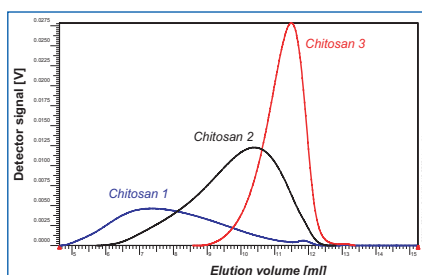
PSS NOVEMA columns are successfully established for the GPC/SEC of polycations, like Cyclodextrins and aminated Chitosans, Poly(2-vinyl pyridine) and PolyDADMAC, boasting advantageous when compared to other columns:

- OH-functionalized methacrylate copolymer network, which has a neutral surface
- Facilitates method development; the neutral surface eradicates dependency on the functional group density of the polycation
- One solvent system can be used for the majority of polycations

Polycations, are among the most difficult samples to evaluate in GPC/SEC because they present strong chemical interactions with the traditional methacrylate columns materials generally used. Even the addition of salt to neutralize the surface does not usually help to overcome this limitation.

Recognizing the importance of the polycations product class, PSS designed a stationary phase specifically for their characterization. The two options detailed in Table 1 were considered as development strategies: **Option 1**, to produce a **cationic-modified** charged surface that neutralizes the attractive inter-

actions; or **Option 2**, to produce a new material with a **neutral surface** that inherently prevents attractive and repulsive interactions. The Option 2 generated a stable, resistant and robust polymeric stationary phase that overcomes the interactions of polycations during GPC/SEC, i.e., PSS NOVEMA.



Overlay of three different Chitosan samples, differing in molar mass and molar mass distribution. Conditions: Eluent: H₂O, 0.1 M NaCl, 0.1 % TFA; Columns: PSS NOVEMA 10 μ, 30 Å + 1 000 Å + 1 000 Å (each 300 x 8 mm), precolumn.

Author:

Dr. Günter Reinhold
Tel.: +49-(0)6131-96239-90
E-Mail: GReinhold@polymer.de



Comparison of polycation stationary phase development strategies

	Option 1	Option 2
Strategy	Cationic modification of existing GPC/SEC stationary phase	Create a new stationary phase with neutral surface specifically for polycations
Interactions	Prevents attractive but adds repulsive interactions	"Non charged" surface prevents attractive and repulsive interactions
Rewards	<ul style="list-style-type: none"> • Easy stationary phase development • No salt-addition required 	<ul style="list-style-type: none"> • Prevents all types of interaction • Better agreement with GPC/SEC separation requirements • Fits universal calibration conditions • Easy comparison with neutral polymers or polycations with lower functional group density • Easy method development • One solvent system for most polycations • Maximum accessible pore volume available • High resolution due to optimized pore volume
Drawbacks	<ul style="list-style-type: none"> • Needs organic modifiers and organic acids • Adds repulsive interaction • Invalidates universal calibration (neutral and charged polymers see different pore sizes) • Reduces accessible pore volume, over exclusion limit • Polyanions may stick to the surface and damage the column 	<ul style="list-style-type: none"> • Enhanced development effort for new stationary phase • Requires addition of salt and organic acids
application examples	Cyclodextrin: 75/20/5 H ₂ O, MeOH, AcH* Aminated Chitosan: 95/5 H ₂ O, AcH*	Cyclodextrin: H ₂ O, 0.1 M NaCl, 0.1 % TFA** Aminated Chitosan: H ₂ O, 0.1 M NaCl, 0.1 % TFA** Chitosan (see figure 1): H ₂ O, 0.1 M NaCl, 0.1 % TFA** Poly(2-vinyl pyridine): H ₂ O, 0.1 M NaCl, 0.1 % TFA** Poly(DADMAC): H ₂ O, 0.1 M NaCl, 0.1 % TFA**

* Viscotek application on VicoGel PolyCat columns

** PSS application on NOVEMA columns; further applications: www.polymer.de, Knowledge bank.

Upcoming events

GPC training courses in Mainz, Germany:

11. – 12.10.2007

28. – 29.02.2008

09. – 10.10.2008

This course, that takes place in Mainz, Germany, provides theoretical lectures and practical sessions for modern analysis of macromolecules using gel permeation chromatography (GPC), also known as size exclusion chromatography (SEC). It covers the separation technique, gives practical advice for reproducible and accurate analysis, and shows the application advantages as well as the limitations of GPC/SEC and GPC/SEC with light scattering detection, viscometry detection and other techniques. The number of participants is limited; practical sessions are restricted to a max. of 5 people per instructor. You may choose to join groups working with aqueous or organic solvents and/or between groups for beginners and advanced users.

Shows and Exhibits

09.09. – 11.09.2007

Bayreuth Polymer Symposium; Bayreuth, Germany

25.09. – 28.09.2007

Ilmac; Basel, Switzerland
Booth: A91 in exhibition hall 1.1

04.10.2007

DSP-Meeting; Amstelveen, Netherlands
Talk Dr. Günter Reinhold: Column selection for true GPC and possible error sources

01.04. – 04.04.2008

Analytica 2008; München; Germany
Please visit our booth

Publisher:

PSS Polymer Standards Service GmbH
Postfach 3368 • D-55023 Mainz • Germany
Tel.: +49 (0)6131-96239-0
Fax: +49 (0)6131-96239-11
E-Mail: info@polymer.de
Web: www.polymer.de

PSS Polymer Standards Service-USA, Inc
43 Jefferson Blvd. Ste 3
Warwick, RI 02888 • USA
Tel.: +1-401-780-8884
Fax: +1-401-780-8824
E-Mail: pssusa@polymer.de
Web: www.pssgpcshop.com

Layout and Graphics:

odd gmbh grafische betriebe • www.odd.de

Semi-preparative GPC/SEC

Call on PSS to evaluate and supply your specific need for semi-preparative GPC/SEC including suitable preparative columns. The new analytical PSS SECcurity GPC/SEC system will perform semi-preparative fractionation for you or PSS will adapt existing HPLC components to achieve your goal. GPC/SEC is an established analytical method for sample fractionation and analysis of molecular weights in quality control and research laboratories. There are many applications which only require small-scale (few grams) sample fractionation, for example, for enrichment/cleaning of samples during organic synthesis or preparation of samples for supplementary analytical investigations, e.g. infrared spectroscopy, NMR, mass spectrometry or elementary analysis. These requests can be effectively handled with a semi-preparative GPC/SEC system in a straightforward manner.



Fig. 1: PSS SECcurity GPC/SEC system with manual injector and fraction collector (courtesy of H.Thijs, Eindhoven University of Technology).

A basic GPC system like the PSS SECcurity requires relatively small investment to become a powerful semi-preparative GPC/SEC instrument: 1) preparative GPC/SEC columns, 2) the ability to inject larger sample amounts; 3) an automatic fraction collector to simplify the fractionation process; 4) adequate control.

PSS' typical preparative GPC/SEC columns (300 mm long x 20 mm ID) will work at a flow rate of around 6.25 ml, which can be achieved by most analytical HPLC instruments. Due to the unique design of PSS columns, separation methods developed with analytical columns are easily transferred to semi-preparative scale. This has the advantage that whenever the detector limits the flow to analytical conditions (1.5 ml/min) the semi-preparative separation can be carried out bypassing the detector.

PSS wide range of preparative GPC columns are described in the consumables catalogue (*PSS Reference Materials & LC Columns*) and website.

Larger injection volumes (between 1 and 2 ml) are obtained installing a sample loop to the manual injector or upgrading the autosampler with the semi-prep upgrade kit.

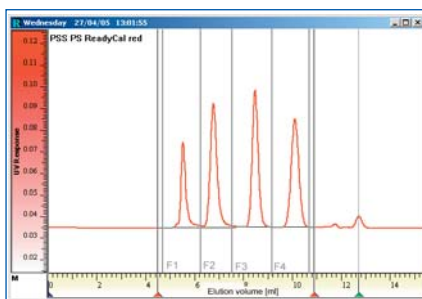


Fig. 2: WinGPC raw data with fraction marks

The powerful fraction collector, PSS model 122 SB, flexibly adapts to a fractionation strategy (heart-cut, peak recognition, time, volume, etc.) and size of the collection vessels suitable to the specific application.

The fraction collector is easily controlled by the WinGPC Unity software and the intelligent UDC810 interface. Every time the fraction collector moves to the next storage vessel a fraction marker is inserted into the chromatogram to identify the fractions in the sample (see Fig. 2). The complete fractionation of a sample can be achieved unattended, within hours, with repetitive automatic injections.

Author:

Dr. Hans-Ulrich Ehmcke
Tel.: +49-(0)6131-96239-32
E-Mail: UEhmcke@polymer.de



Please visit our booth

A91 in hall 1.1
at ILMAC 2007
in Basel, Switzerland
25.09. - 28.09.2005

Application

Characterization of Epoxy Resins

Epoxy resins are typically oligomeric compounds containing more than one epoxy function. Many Epoxy resins are prepared by the reaction of bisphenol A with epichlorohydrin. They are used for the preparation of duroplasts by polyaddition with polyfunctional amines (hardeners) or carbonic acids/anhydrides. Typically they are used in electronic industry for isolation, as coatings, glue for plastics or for sealing.

Sample preparation:

The sample was dissolved for 12 hours. The sample solution was filtered through a 0.45 µm membrane filter to protect the columns.

Analytical conditions:

Eluent:	THF
Columns:	PSS SDV 5 µm 100 Å + 1 000 Å + 10 000 Å (each 8 x 300mm) + precolumn
Calibration kit:	PSS ReadyCal Poly(styrene) low (Mp: 266 - 67 500 g/mol)
Data acquisition:	PSS WinGPC Unity
Detector:	SECcurity GPC1200 RI
Flow rate:	1.0 ml/min
Sample Concentration:	5.0 g/l
Injection volume:	20 µl
Temperature:	25° C

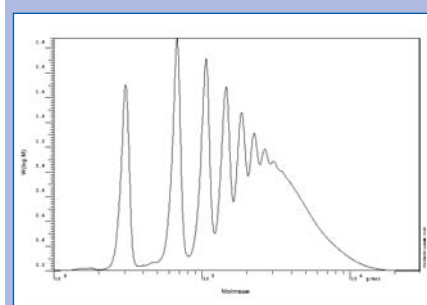


Figure 1: Molar mass distribution of an epoxy resin sample

Results & Conclusion:

The combination of SDV columns (above) separates the resin oligomers up to P8, at the analytical conditions given above. Characterization of epoxy resins require columns with high resolution in the low molecular weight area, where the oligomeric distribution of the sample elutes.

PSS Distributors

Austria

CP-Analytica GmbH
Am Pulverturm 17
2130 Mistelbach
phone: +43-(0)2572-4381
fax: +43-(0)2572-20791
email: info@cp-analytica.at
Web: www.cp-analytica.at
contact: Josef Massong

Benelux

Bester bv
Touwslagerij 9
1185 ZP Amstelveen
phone: +31-(0)20-6400046
fax: +31-(0)20-6470411
email: info@bester.nl
Web: www.bester.nl
contact: Rudi J. P. Goedknecht

China

Chance International Group Ltd.
Rm. 1903, Yimao Building,
No. 1399, Jinqiao Road
200129 Shanghai
phone: +86-(0)20-50550642
fax: +86-(0)20-50310742
email: lilian_li@chanceint.com
Web: www.chanceint.com
contact: Lilian Li

Czech Republic

Scitech spol. s.r.o.
Nad Šárkou 75
160 00 Praha 6
phone: +420-(0)2-24311850
fax: +420-(0)2-24311850
email: scitech@scitech.cz
Web: www.scitech.cz
contact: Dr. Pavel Drašar

Finland

Krotek Oy
Rantatie 11
33250 Tampere
phone: +358-(0)3-2535218
fax: +358-(0)3-2535144
email: krotek@sci.fi
Web: www.krotek.fi
contact: Pekka Kippo

France

Blossom Products
5/7, place Marcel Rebuffat
Villejust
91971 Courtaboeuf Cedex
phone: +(33) (0)1-60-10-37-74
fax: +(33) (0)1-60-14-07-94
email: infos@blossom-partners.fr
Web: www.blossom-products.com
contact: Jean-Pierre Grenotton

Greece

Analytical Instruments S. A.
9 Tzavella str.
152 31 Chalandri
phone: +30-(0)210-674 89 73
fax: +30-(0)210-674 89 78
email: contact@analytical.gr
Web: www.analytical.gr
contact: Katerina Aravantinou

India

Chromline Equipment (I) Pvt. Ltd.
152-D, 1st floor, Udyog Bhavan,
Sonavala Road, Goregaon (East)
Mumbai - 400 063
phone: +91-(0)22-26860816
fax: +91-(0)22-26860306
email: chromline_india@vsnl.com
Web: www.chromlineindia.com
contact: Rajendra Barabde

Ireland

Brennan & Company
61 Birch Avenue
Stillorgan Industrial Park
Stillorgan, Co. Dublin
phone: +353-(0)1-295 2501
fax: +353-(0)1-295 2333
email: enquiries@brennanco.ie
Web: www.brennanco.ie
contact: Mogan Burgess

Israel

Bargal Analytical Instruments &
Software Ltd.
Galil Street
Airport City 69719
phone: +972-(0)3-9796533
fax: +972-(0)3-9796538
email: bargal@bargal.co.il
Web: www.bargal.co.il
contact: Dr. Arie Gillon

Italy

SRA Instruments Italia S.r.l.
Viale Assunta 101
20063 Cernusco sul Naviglio (Mi)
phone: +39-02-92143258
fax: +39-02-92470901
email: miliazza@srainstruments.com
Web: www.srainstruments.com
contact: Armando Miliazza

Japan

S.A.S. Corporation
3-16-4 Kinugaoka, Hachioji
192 Tokyo
phone: +81-426-465662
fax: +81-426-465692
email: sas@fa2.so-net.ne.jp
Web: www.sascorp.jp
contact: Otohiko Sato

Korea

Dong-il Shimadzu Corp
D.I Bldg. 3F 90-1 NonHyun-Dong 135-818
Kang nam-Ku - SEOUL
phone: +82-2-5405541
fax: +82-2-5412163
email: wpyyo@e-shimadzu.co.kr
Web: www.e-shimadzu.co.kr
contact: Pyo Woo Young or Yun Kyung Kim

Norway

Instrument Teknikk A.S.
Grini Næringspark 1
1361 Østerås
phone: +47-(0)67-164100
fax: +47-(0)67-164101
email: it@instrument-teknikk.no
Web: www.instrument-teknikk.no
contact: Bo Emilsson

Poland

Anchem Sp z.o.o.
ul. Rakowiecka 36
02-532 Warszawa
phone: +48-(0)22-6462660
fax: +48-(0)22-6462685
email: info@anchem.pl
Web: www.anchem.pl
contact: Mariusz Malczewski

Portugal

Elnor Equipamentos Tecnicos
e de Laboratorio SA
R. Frei Jeronimo Brito Melo, 835
4465-642 Leca do Balio
phone: +351-(0)22-9050400
fax: +351-(0)22-9050499
email: info@elnor.com
Web: www.elnor.pt
contact: Adão Araújo

Slovakia

Scitech spol. s.r.o.
Nad Šárkou 75
160 00 Praha 6
phone: +420-(0)2-24311850
fax: +420-(0)2-24311850
email: scitech@scitech.cz
Web: www.scitech.cz
contact: Dr. Pavel Drašar

Slovenia

Kobis d.o.o.
Kidri čeva 11
1236 Trzin
phone: +386-(0)1-5636080
fax: +386-(0)1-5636089
email: info@kobis.si
Web: www.kobis.si
contact: Marko Prezelj

Spain

Ingenieria Analitica S.L.
Avda. Cerdanyola, 73
08190 Sant Cugat del Vallès, Barcelona
phone: +34-90-2456677
fax: +34-90-2466677
email: inf@ingenieria-analitica.com
Web: www.ingenieria-analitica.com
contact: Marc Gibert

Sweden

Dalco ChromTech AB
Tingsvägen 19
191 61 Sollentuna
phone: +46-(0)8-59496969
fax: +46-(0)8-59496968
email: jorgen@dalcochromtech.se
Web: www.dalcochromtech.se
contact: Jörgen Persson

Turkey

Ant Teknik Cihazlar Paz.ve Dis Tic. Ltd
Burhaniye Mah. Beybostani Sok. No: 37/1
34676 Beylerbeyi/Istanbul
phone: +90 216 422 67 00
fax: +90 216 422 39 54
email: antteknik@antteknik.com
Web: www.antteknik.com
contact: Ali Kemal Karak

United Kingdom

Kromatek Ltd.
18 Oak Industrial Park Chelmsford Road
Great Dunmow, CM6 1XN
phone: +44-(0)1371-876500
fax: +44-(0)1371-873237
email: inbox@kromatek.co.uk
Web: www.kromatek.co.uk
contact: Nigel Hopkinson